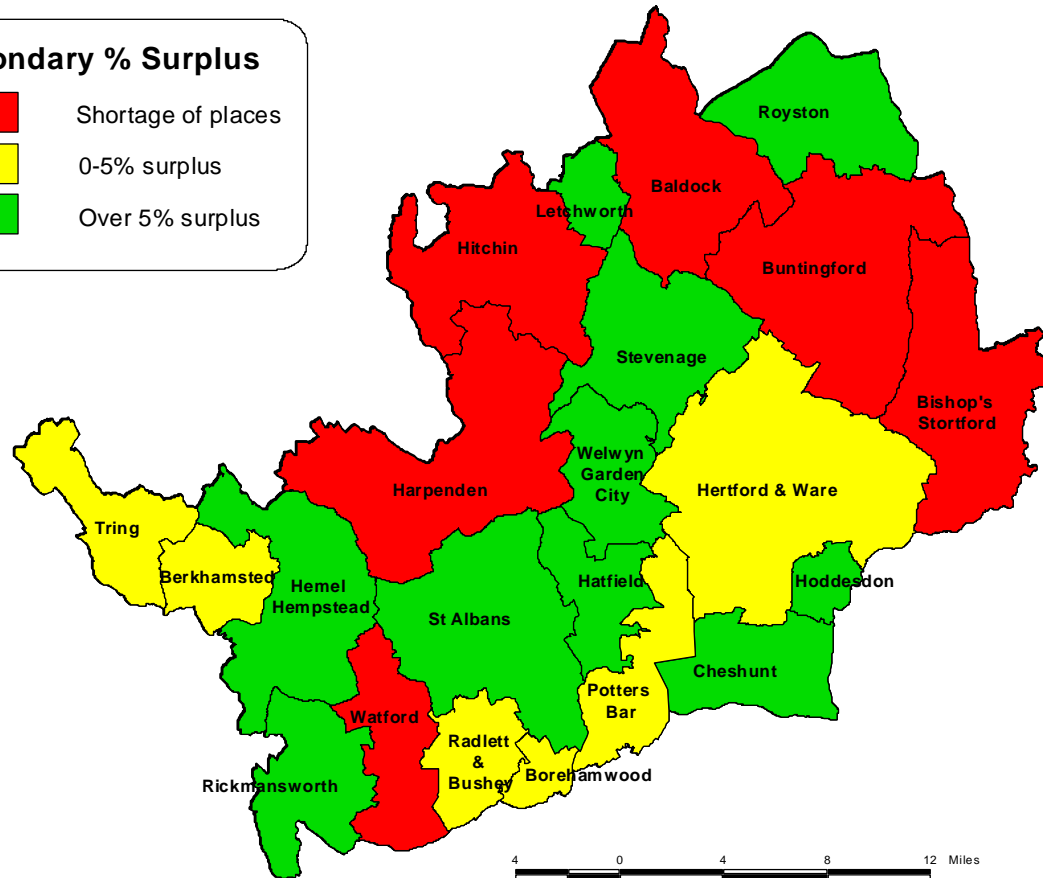
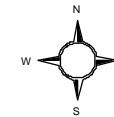
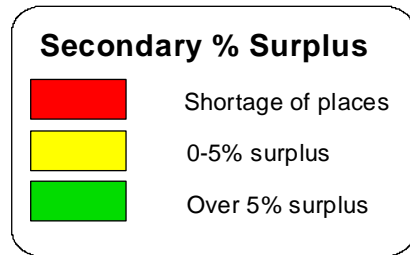


# Meeting the Rising Demand for School Places: September 2015

## Secondary

Secondary Planning Areas - Surplus / Shortage for 2016/17



Contains Ordnance Survey data © Crown copyright and database rights 2014



## Table of contents

|   |    |
|---|----|
| Baldock .....                           | 3  |
| Berkhamsted .....                       | 4  |
| Bishop's Stortford/Sawbridgeworth ..... | 5  |
| Borehamwood .....                       | 7  |
| Buntingford Middle .....                | 8  |
| Buntingford Upper .....                 | 9  |
| Cheshunt.....                           | 10 |
| Harpenden .....                         | 11 |
| Hatfield .....                          | 13 |
| Hemel Hempstead.....                    | 14 |
| Hertford & Ware .....                   | 15 |
| Hitchin .....                           | 16 |
| Hoddesdon .....                         | 17 |
| Letchworth.....                         | 18 |
| Potter's Bar .....                      | 19 |
| Radlett & Bushey.....                   | 20 |
| Rickmansworth.....                      | 22 |
| Royston Middle.....                     | 24 |
| Royston Upper .....                     | 25 |
| St Albans.....                          | 26 |
| Tring.....                              | 30 |
| Watford.....                            | 31 |
| Welwyn Garden City.....                 | 33 |

## BALDOCK

### 2.0

|                                   | 2015/16 | 2016/17 | 2017/18 | 2018/19 | 2019/20 | 2020/21 | 2021/22 | 2022/23 | 2023/24 | 2024/25 | 2025/26 |
|-----------------------------------|---------|---------|---------|---------|---------|---------|---------|---------|---------|---------|---------|
| Number of Year 7 places available | 210     | 210     | 210     | 210     | 210     | 210     | 210     | 210     | 210     | 210     | 210     |
| Demand                            | 218     | 226     | 221     | 220     | 253     | 245     | 260     | 265     | 266     | 259     | 250     |
| Surplus/Shortage                  | -8      | -16     | -11     | -10     | -43     | -35     | -50     | -55     | -56     | -49     | -40     |
| % Surplus/Shortage                | -3.8%   | -7.6%   | -5.2%   | -4.8%   | -20.5%  | -16.7%  | -23.8%  | -26.2%  | -26.7%  | -23.3%  | -19.0%  |
| No of FE                          | -0.3    | -0.5    | -0.4    | -0.3    | -1.4    | -1.2    | -1.7    | -1.8    | -1.9    | -1.6    | -1.3    |

The current forecast indicates a shortage of places across the forecast period reaching a peak shortage of 1.9 f.e. in 2023/24.

Knights Templar is the only secondary school within the planning area. The forecast from 2021/22 onwards includes an assessment of the pupil yield from assumed new housing growth based on advice at the time of forecast production. However, North Herts District Council (NHDC) plans to consult on its proposals for strategic housing growth across the District from December 2015. This growth in Baldock, and the pupil yield arising from it, will need to be factored into future forecasts.

Analysis of demand indicates a historic inflow from neighbouring areas of around 1 f.e. Knights Templar is an Academy and is its own admitting authority. It recently changed its admissions rules to give priority to children living within its priority area over siblings living outside the area. This is likely to affect the inflow and therefore future forecast demand.

#### Action taken

To date, local agreement has been reached with the school on an annual basis, when necessary, to admit additional pupils from the locality.

#### Next steps

Demand continues to be monitored closely and strategies to ensure sufficient secondary school places in the area are being considered, taking account of the possible new housing growth arising from NHDC's Local Plan process.

## BERKHAMSTED

18.0

|                                   | 2015/16 | 2016/17 | 2017/18 | 2018/19 | 2019/20 | 2020/21 | 2021/22 | 2022/23 | 2023/24 | 2024/25 | 2025/26 |
|-----------------------------------|---------|---------|---------|---------|---------|---------|---------|---------|---------|---------|---------|
| Number of Year 7 places available | 210     | 210     | 210     | 210     | 210     | 210     | 210     | 210     | 210     | 210     | 210     |
| Demand                            | 202     | 199     | 205     | 220     | 238     | 252     | 246     | 255     | 231     | 228     | 218     |
| Surplus/Shortage                  | 8       | 11      | 5       | -10     | -28     | -42     | -36     | -45     | -21     | -18     | -8      |
| % Surplus/Shortage                | 3.8%    | 5.2%    | 2.4%    | -4.8%   | -13.3%  | -20.0%  | -17.1%  | -21.4%  | -10.0%  | -8.6%   | -3.8%   |
| No of FE                          | 0.3     | 0.4     | 0.2     | -0.3    | -0.9    | -1.4    | -1.2    | -1.5    | -0.7    | -0.6    | -0.3    |

The current forecast indicates a surplus of places up to and including 2017/18. For the remainder of the forecast period, a shortage of places is predicted, peaking at 1.5 f. e. in 2022/23.

### Action Taken

In 2012 a public consultation was held on options to provide additional primary places in the town. That led to a reorganisation of the education system from a three tier system of first, middle and upper schools to a two tier system of infant, junior, primary & secondary schools. Implementation began in 2013 and was completed in 2014.

2013: Ashlyns, a former upper school, became a secondary school.

### Next steps

Ashlyns is the only secondary school in the town. Feasibility work is underway to establish if additional capacity is required to meet local demand and, if so, options for doing so.

Note: due to the reorganisation it will be several years before a clear picture of secondary pupil movement in and out of the town emerges.

*BISHOP'S STORTFORD / SAWBRIDGEWORTH*  
7.0

|                                   | 2015/16 | 2016/17 | 2017/18 | 2018/19 | 2019/20 | 2020/21 | 2021/22 | 2022/23 | 2023/24 | 2024/25 | 2025/26 |
|-----------------------------------|---------|---------|---------|---------|---------|---------|---------|---------|---------|---------|---------|
| Number of Year 7 places available | 1035    | 1011    | 1011    | 1011    | 1011    | 1011    | 1011    | 1011    | 1011    | 1011    | 1011    |
| Demand                            | 1030    | 1071    | 1062    | 1104    | 1117    | 1155    | 1210    | 1215    | 1195    | 1203    | 1182    |
| Surplus/Shortage                  | 5       | -60     | -51     | -93     | -106    | -144    | -199    | -204    | -184    | -192    | -171    |
| % Surplus/Shortage                | 0.5%    | -5.9%   | -5.0%   | -9.2%   | -10.5%  | -14.2%  | -19.7%  | -20.2%  | -18.2%  | -19.0%  | -16.9%  |
| No of FE                          | 0.2     | -2.0    | -1.7    | -3.1    | -3.5    | -4.8    | -6.6    | -6.8    | -6.1    | -6.4    | -5.7    |

The current forecast indicates a shortage of places from 2016/17 onwards, peaking at 6.8 f.e. in 2022/23.

**Action taken**

2004: permanent enlargement of St Mary's (RC) School by 23 places.

2008: permanent enlargement of Birchwood High by 30 places.

2010: The Bishop's Stortford High and Herts and Essex High sought town planning permission to relocate to a new site and enlargement by a total of 45 places. The application was subsequently rejected and an appeal lodged.

2011: permanent enlargement of Leventhorpe by 12 places.

2012: The Bishop's Stortford High and Herts & Essex High's town planning appeal was rejected.

The county council has worked closely with the schools across the area to agree an education strategy to meet forecast demand and the anticipated pupil yield from new housing planned at Bishops Stortford North.

This strategy includes the delivery of a new 6 f.e. secondary school in the north of Bishop's Stortford, within the heart of the new housing development. The timing of the opening of the new school is linked with the developers' construction programme. In advance of the new school opening, temporary arrangements have included:

2014: Herts & Essex High increased its admission number by 20 for one year only.

2015: temporary enlargement at Bishop's Stortford High by 25 places.

### **Next steps**

The county council continues to progress plans to open the new secondary school. Forecast demand will continue to be monitored to ensure there are sufficient places available to meet local demand, working with schools locally to agree contingency arrangements in the interim.

## BOREHAMWOOD

16.0

|                                   | 2015/16 | 2016/17 | 2017/18 | 2018/19 | 2019/20 | 2020/21 | 2021/22 | 2022/23 | 2023/24 | 2024/25 | 2025/26 |
|-----------------------------------|---------|---------|---------|---------|---------|---------|---------|---------|---------|---------|---------|
| Number of Year 7 places available | 390     | 390     | 390     | 390     | 390     | 390     | 390     | 390     | 390     | 390     | 390     |
| Demand                            | 392     | 388     | 407     | 429     | 439     | 445     | 447     | 464     | 469     | 436     | 461     |
| Surplus/Shortage                  | -2      | 2       | -17     | -39     | -49     | -55     | -57     | -74     | -79     | -46     | -71     |
| % Surplus/Shortage                | -0.5%   | 0.5%    | -4.4%   | -10.0%  | -12.6%  | -14.1%  | -14.6%  | -19.0%  | -20.3%  | -11.8%  | -18.2%  |
| No of FE                          | -0.1    | 0.1     | -0.6    | -1.3    | -1.6    | -1.8    | -1.9    | -2.5    | -2.6    | -1.5    | -2.4    |

The current forecast indicates that, with the exception of 2016/17, a shortage of places is indicated peaking at 2.6 f. e. in 2023/24.

### Action taken

2014: Hertswood closed to become Hertswood Academy. It reduced its admission number by 40.

### Next steps

Harperbury Free School, a 4 f.e. secondary school was originally approved by the Department for Education (DfE) to open in September 2015. However, this was postponed by the Education Funding Agency (EFA) and DfE due to issues in securing a site. Its preferred location is the Harperbury Hospital site, which is located to the far south of the St Albans secondary planning area.

Forecasts will continue to be monitored to ensure there are sufficient places available to meet local demand. The county council will work with schools to agree contingency arrangements, if required.

## BUNTINGFORD MIDDLE

### 6.1

|                                   | 2015/16 | 2016/17 | 2017/18 | 2018/19 | 2019/20 | 2020/21 | 2021/22 | 2022/23 | 2023/24 | 2024/25 | 2025/26 |
|-----------------------------------|---------|---------|---------|---------|---------|---------|---------|---------|---------|---------|---------|
| Number of Year 5 places available | 202     | 202     | 202     | 202     | 202     | 202     | 202     | 202     | 202     | 202     | 202     |
| Demand                            | 192     | 203     | 213     | 219     | 222     | 235     | 216     | 197     | 185     | 186     | 187     |
| Surplus/Shortage                  | 10      | -1      | -11     | -17     | -20     | -33     | -14     | 5       | 17      | 16      | 15      |
| % Surplus/Shortage                | 5.0%    | -0.5%   | -5.4%   | -8.4%   | -9.9%   | -16.3%  | -6.9%   | 2.5%    | 8.4%    | 7.9%    | 7.4%    |
| No of FE                          | 0.3     | 0.0     | -0.4    | -0.6    | -0.7    | -1.1    | -0.5    | 0.2     | 0.6     | 0.5     | 0.5     |

The current forecast indicates a shortage of places from 2016/17 to 2021/22, peaking at 1.1 f. e. in 2020/21. A surplus of school places is forecast for the remainder of the period.

#### Action taken

None required to date.

#### Next steps

Analysis of demand indicates an inflow into Buntingford middle schools of around 1 f.e. from neighbouring Stevenage.

Further work is being undertaken to assess whether additional places will be required to meet local demand, given the wider geographic area from which pupils are currently attracted, taking into account the impact of new housing development across the town.



## BUNTINGFORD UPPER

### 6.0

|                                   | 2015/16 | 2016/17 | 2017/18 | 2018/19 | 2019/20 | 2020/21 | 2021/22 | 2022/23 | 2023/24 | 2024/25 | 2025/26 |
|-----------------------------------|---------|---------|---------|---------|---------|---------|---------|---------|---------|---------|---------|
| Number of Year 9 places available | 210     | 210     | 210     | 210     | 210     | 210     | 210     | 210     | 210     | 210     | 210     |
| Demand                            | 224     | 224     | 219     | 234     | 224     | 232     | 239     | 246     | 253     | 265     | 252     |
| Surplus/Shortage                  | -14     | -14     | -9      | -24     | -14     | -22     | -29     | -36     | -43     | -55     | -42     |
| % Surplus/Shortage                | -6.7%   | -6.7%   | -4.3%   | -11.4%  | -6.7%   | -10.5%  | -13.8%  | -17.1%  | -20.5%  | -26.2%  | -20.0%  |
| No of FE                          | -0.5    | -0.5    | -0.3    | -0.8    | -0.5    | -0.7    | -1.0    | -1.2    | -1.4    | -1.8    | -1.4    |

The current forecast indicates a shortage of places across the forecast period peaking at 1.8 f.e. in 2024/25.

#### Action taken

2011: Freman College changed its admission arrangements, giving priority to pupils in its feeder middle schools.

2016: Freman College has changed its admission arrangements for this year, giving priority to students living closest to the college according to the definition of 'home to school distance' in Hertfordshire County Council's current Determined Schools Admission Arrangements.

#### Next steps

Analysis of demand indicates an inflow into the Buntingford upper school from neighbouring Royston and Stevenage.

Forecast demand continues to be monitored closely to assess the impact of the new admission arrangements on pupil dynamics, given the wide geographic area from which pupils are currently attracted, to ensure that sufficient places are available to meet local demand.

## CHESHUNT

### 10.0

|                                   | 2015/16 | 2016/17 | 2017/18 | 2018/19 | 2019/20 | 2020/21 | 2021/22 | 2022/23 | 2023/24 | 2024/25 | 2025/26 |
|-----------------------------------|---------|---------|---------|---------|---------|---------|---------|---------|---------|---------|---------|
| Number of Year 7 places available | 808     | 808     | 808     | 808     | 808     | 808     | 808     | 808     | 808     | 808     | 808     |
| Demand                            | 643     | 643     | 690     | 696     | 723     | 720     | 740     | 758     | 742     | 753     | 694     |
| Surplus/Shortage                  | 165     | 165     | 118     | 112     | 85      | 88      | 68      | 50      | 66      | 55      | 114     |
| % Surplus/Shortage                | 20.4%   | 20.4%   | 14.6%   | 13.9%   | 10.5%   | 10.9%   | 8.4%    | 6.2%    | 8.2%    | 6.8%    | 14.1%   |
| No of FE                          | 5.5     | 5.5     | 3.9     | 3.7     | 2.8     | 2.9     | 2.3     | 1.7     | 2.2     | 1.8     | 3.8     |

The current forecast indicates a surplus of places across the whole of the forecast period.

#### Action taken

2014: St Mary's in Cheshunt increased its admission number by 30.

#### Next steps

There is secondary pupil movement across the Hoddesdon and Cheshunt areas. Forecasts will continue to be monitored to ensure an appropriate match between demand and the number of places available across the area as a whole.

## HARPENDEN

11.0

|                                   | 2015/16 | 2016/17 | 2017/18 | 2018/19 | 2019/20 | 2020/21 | 2021/22 | 2022/23 | 2023/24 | 2024/25 | 2025/26 |
|-----------------------------------|---------|---------|---------|---------|---------|---------|---------|---------|---------|---------|---------|
| Number of Year 7 places available | 572     | 572     | 572     | 572     | 572     | 572     | 572     | 572     | 572     | 572     | 572     |
| Demand                            | 635     | 623     | 675     | 716     | 798     | 766     | 788     | 796     | 718     | 687     | 616     |
| Surplus/Shortage                  | -63     | -51     | -103    | -144    | -226    | -194    | -216    | -224    | -146    | -115    | -44     |
| % Surplus/Shortage                | -11.0%  | -8.9%   | -18.0%  | -25.2%  | -39.5%  | -33.9%  | -37.8%  | -39.2%  | -25.5%  | -20.1%  | -7.7%   |
| No of FE                          | -2.1    | -1.7    | -3.4    | -4.8    | -7.5    | -6.5    | -7.2    | -7.5    | -4.9    | -3.8    | -1.5    |

The current forecast indicates a shortage of places across the whole of the forecast period, peaking at 7.5 f.e. in 2019/20 and 2022/23.

### Action taken

2006: St George's admission number increased by 30

2011:

- permanent enlargement of Roundwood Park by 14 places.
- permanent enlargement of Sir John Lawes by 7 places.

2012: permanent enlargement of Sir John Lawes by 5 places.

2013: permanent enlargement of Sir John Lawes by 4 places.

2015: Sandringham school, in the adjacent planning area of St Albans, permanently enlarged by 30 places. The additional places helped to alleviate the pressure for pupil places in Harpenden as 25 of the 30 additional places were available to be allocated to pupils living in Wheathampstead (part of the Harpenden planning area).

## **Next steps**

2017/18: The Harpenden Secondary Education Trust has gained approval from the Department of Education to establish a new secondary school in Harpenden from September 2017. HCC is facilitating this process by undertaking the necessary work to acquire a suitable site for the provision of this school.

## HATFIELD

14.0

|                                   | 2015/16 | 2016/17 | 2017/18 | 2018/19 | 2019/20 | 2020/21 | 2021/22 | 2022/23 | 2023/24 | 2024/25 | 2025/26 |
|-----------------------------------|---------|---------|---------|---------|---------|---------|---------|---------|---------|---------|---------|
| Number of Year 7 places available | 300     | 300     | 300     | 300     | 300     | 300     | 300     | 300     | 300     | 300     | 300     |
| Demand                            | 229     | 247     | 264     | 267     | 314     | 310     | 325     | 332     | 334     | 337     | 327     |
| Surplus/Shortage                  | 71      | 53      | 36      | 33      | -14     | -10     | -25     | -32     | -34     | -37     | -27     |
| % Surplus/Shortage                | 23.7%   | 17.7%   | 12.0%   | 11.0%   | -4.7%   | -3.3%   | -8.3%   | -10.7%  | -11.3%  | -12.3%  | -9.0%   |
| No of FE                          | 2.4     | 1.8     | 1.2     | 1.1     | -0.5    | -0.3    | -0.8    | -1.1    | -1.1    | -1.2    | -0.9    |

The current forecast indicates a shortage of places from 2019/20, peaking at 1.2 f.e. in 2024/25.

The forecast includes an assessment of the pupil yield from assumed new housing growth based on advice at the time of forecast production. However, Welwyn Hatfield District Council does not yet have an adopted Local Plan and currently intends to undertake a further round of consultation on its proposals for strategic housing growth across the District in Autumn 2015. Pending further clarification of the scale of growth in Hatfield, long term forecast demand remains uncertain.

### Action taken

2015: Bishop's Hatfield Girls' buildings are currently being rebuilt by the Government through its Priority Schools Rebuilding Programme. As part of this rebuild the school is being enlarged and the school has offered additional places from 2015.

### Next steps

Analysis of pupil movement confirms a significant outflow from Hatfield at secondary transfer. Forecasts will continue to be monitored to assess the impact of both this and the District Council's housing growth plans to ensure there are sufficient places available to meet demand across the area.

HEMEL HEMPSTEAD

19.0

|                                   | 2015/16 | 2016/17 | 2017/18 | 2018/19 | 2019/20 | 2020/21 | 2021/22 | 2022/23 | 2023/24 | 2024/25 | 2025/26 |
|-----------------------------------|---------|---------|---------|---------|---------|---------|---------|---------|---------|---------|---------|
| Number of Year 7 places available | 1310    | 1310    | 1310    | 1310    | 1310    | 1310    | 1310    | 1310    | 1310    | 1310    | 1310    |
| Demand                            | 1093    | 1123    | 1160    | 1248    | 1329    | 1353    | 1389    | 1420    | 1407    | 1395    | 1401    |
| Surplus/Shortage                  | 217     | 187     | 150     | 62      | -19     | -43     | -79     | -110    | -97     | -85     | -91     |
| % Surplus/Shortage                | 16.6%   | 14.3%   | 11.5%   | 4.7%    | -1.5%   | -3.3%   | -6.0%   | -8.4%   | -7.4%   | -6.5%   | -6.9%   |
| No of FE                          | 7.2     | 6.2     | 5.0     | 2.1     | -0.6    | -1.4    | -2.6    | -3.7    | -3.2    | -2.8    | -3.0    |

The current forecast indicates a shortage of places from 2019/20, peaking at 3.7 f. e. in 2022/23.

**Action taken**

2015: increase in the admission number of Hemel Hempstead School by 6.

**Next steps**

Feasibility work is underway to establish both the scale of the additional capacity required and potential options for meeting future need across the area, taking account of likely housing growth arising from the Dacorum Borough Council Local Plan.

*HERTFORD & WARE*  
8.0

|                                   | 2015/16 | 2016/17 | 2017/18 | 2018/19 | 2019/20 | 2020/21 | 2021/22 | 2022/23 | 2023/24 | 2024/25 | 2025/26 |
|-----------------------------------|---------|---------|---------|---------|---------|---------|---------|---------|---------|---------|---------|
| Number of Year 7 places available | 787     | 787     | 787     | 787     | 787     | 787     | 787     | 787     | 787     | 787     | 787     |
| Demand                            | 759     | 787     | 818     | 821     | 866     | 834     | 888     | 922     | 885     | 859     | 847     |
| Surplus/Shortage                  | 28      | 0       | -31     | -34     | -79     | -47     | -101    | -135    | -98     | -72     | -60     |
| % Surplus/Shortage                | 3.6%    | 0.0%    | -3.9%   | -4.3%   | -10.0%  | -6.0%   | -12.8%  | -17.2%  | -12.5%  | -9.1%   | -7.6%   |
| No of FE                          | 0.9     | 0.0     | -1.0    | -1.1    | -2.6    | -1.6    | -3.4    | -4.5    | -3.3    | -2.4    | -2.0    |

The current forecast indicates a shortage of places from 2017/18, peaking at 4.6 f. e. in 2022/23.

**Action taken**

2014: Sele reduced its admission number by 30.

2015:

- Simon Balle became an all-through school, admitting 60 children at Reception, and increased its Yr. 7 admission number by 7.
- Presdales increased its admission number by 2.

**Next steps**

Feasibility work is underway to establish both the scale of the additional capacity required and potential options for meeting future need across the area, taking account of likely housing growth arising from the emerging East Herts District Council Local Plan.

## HITCHIN

### 4.0

|                                   | 2015/16 | 2016/17 | 2017/18 | 2018/19 | 2019/20 | 2020/21 | 2021/22 | 2022/23 | 2023/24 | 2024/25 | 2025/26 |
|-----------------------------------|---------|---------|---------|---------|---------|---------|---------|---------|---------|---------|---------|
| Number of Year 7 places available | 540     | 510     | 510     | 510     | 510     | 510     | 510     | 510     | 510     | 510     | 510     |
| Demand                            | 572     | 549     | 557     | 615     | 619     | 644     | 659     | 654     | 674     | 642     | 639     |
| Surplus/Shortage                  | -32     | -39     | -47     | -105    | -109    | -134    | -149    | -144    | -164    | -132    | -129    |
| % Surplus/Shortage                | -5.9%   | -7.6%   | -9.2%   | -20.6%  | -21.4%  | -26.3%  | -29.2%  | -28.2%  | -32.2%  | -25.9%  | -25.3%  |
| No of FE                          | -1.1    | -1.3    | -1.6    | -3.5    | -3.6    | -4.5    | -5.0    | -4.8    | -5.5    | -4.4    | -4.3    |

The current forecast indicates a shortage of places across the whole of the forecast period, peaking at 5.5 f.e. in 2023/24.

The forecast from 2021/22 includes an assessment of the pupil yield from new housing based on the latest North Herts District Council's housing targets. However, the district is still consulting on the location of strategic sites for new housing, which may impact upon future forecasts.

### Action taken

2012: Hitchin Boys' and Girls' increased their admission number by 5.

2014: change to the admissions rules of Hitchin Boys' and Hitchin Girls' to prioritise applications from the Hitchin parish.

2015: temporary enlargement of The Priory by 30 places.

### Next steps

The county council is currently undertaking feasibility work to identify potential enlargement options and is working with the three schools in the town to formulate a strategy to ensure sufficient places are provided in the area to meet local demand.



## HODDESDON

9.0

|                                   | 2015/16 | 2016/17 | 2017/18 | 2018/19 | 2019/20 | 2020/21 | 2021/22 | 2022/23 | 2023/24 | 2024/25 | 2025/26 |
|-----------------------------------|---------|---------|---------|---------|---------|---------|---------|---------|---------|---------|---------|
| Number of Year 7 places available | 587     | 587     | 569     | 569     | 569     | 569     | 569     | 569     | 569     | 569     | 569     |
| Demand                            | 525     | 524     | 554     | 564     | 592     | 583     | 595     | 598     | 603     | 597     | 594     |
| Surplus/Shortage                  | 62      | 63      | 15      | 5       | -23     | -14     | -26     | -29     | -34     | -28     | -25     |
| % Surplus/Shortage                | 10.6%   | 10.7%   | 2.6%    | 0.9%    | -4.0%   | -2.5%   | -4.6%   | -5.1%   | -6.0%   | -4.9%   | -4.4%   |
| No of FE                          | 2.1     | 2.1     | 0.5     | 0.2     | -0.8    | -0.5    | -0.9    | -1.0    | -1.1    | -0.9    | -0.8    |

The current forecast indicates a shortage of places from 2019/20, peaking at 1.1 f. e. in 2023/24.

### Action taken

2014: John Warner increased its admission number by 18.

### Next Steps

There is secondary pupil movement across the Hoddesdon and Cheshunt areas and forecasts will be monitored to ensure there are sufficient places available to meet demand across the area as a whole.

## LETCHWORTH

1.0

|                                   | 2015/16 | 2016/17 | 2017/18 | 2018/19 | 2019/20 | 2020/21 | 2021/22 | 2022/23 | 2023/24 | 2024/25 | 2025/26 |
|-----------------------------------|---------|---------|---------|---------|---------|---------|---------|---------|---------|---------|---------|
| Number of Year 7 places available | 330     | 330     | 330     | 330     | 330     | 330     | 330     | 330     | 330     | 330     | 330     |
| Demand                            | 270     | 280     | 274     | 278     | 287     | 307     | 312     | 328     | 319     | 320     | 314     |
| Surplus/Shortage                  | 60      | 50      | 56      | 52      | 43      | 23      | 18      | 2       | 11      | 10      | 16      |
| % Surplus/Shortage                | 18.2%   | 15.2%   | 17.0%   | 15.8%   | 13.0%   | 7.0%    | 5.5%    | 0.6%    | 3.3%    | 3.0%    | 4.8%    |
| No of FE                          | 2.0     | 1.7     | 1.9     | 1.7     | 1.4     | 0.8     | 0.6     | 0.1     | 0.4     | 0.3     | 0.5     |

The current forecast indicates a surplus of places across the whole of the forecast period, although from 2022/23 the surplus is smaller.

The forecast from 2020/21 onwards includes an assessment of the pupil yield arising from new housing based on advice at the time of forecast production. North Herts District Council plans to consult on its proposals for strategic housing growth across the District from December 2015 and this may have an impact upon future forecasts.

### Action taken

2015:

- reduction in the admission number of Fearnhill by 30.
- Highfield's buildings are currently being rebuilt by the Government through its Priority Schools Rebuilding Programme.

### Next steps

Forecasts will continue to be monitored to ensure there are sufficient places available to meet local demand.

POTTERS BAR

15.0

|                                   | 2015/16 | 2016/17 | 2017/18 | 2018/19 | 2019/20 | 2020/21 | 2021/22 | 2022/23 | 2023/24 | 2024/25 | 2025/26 |
|-----------------------------------|---------|---------|---------|---------|---------|---------|---------|---------|---------|---------|---------|
| Number of Year 7 places available | 554     | 554     | 554     | 554     | 554     | 554     | 554     | 554     | 554     | 554     | 554     |
| Demand                            | 525     | 539     | 561     | 554     | 580     | 574     | 582     | 600     | 586     | 586     | 571     |
| Surplus/Shortage                  | 29      | 15      | -7      | 0       | -26     | -20     | -28     | -46     | -32     | -32     | -17     |
| % Surplus/Shortage                | 5.2%    | 2.7%    | -1.3%   | 0.0%    | -4.7%   | -3.6%   | -5.1%   | -8.3%   | -5.8%   | -5.8%   | -3.1%   |
| No of FE                          | 1.0     | 0.5     | -0.2    | 0.0     | -0.9    | -0.7    | -0.9    | -1.5    | -1.1    | -1.1    | -0.6    |

The current forecast indicates that from 2017/18 there is a shortage of places peaking at 1.5 f.e. in 2022/23.

**Action taken**

No action has been required to date.

**Next steps**

Further work is required to ascertain whether additional places will be required to meet local demand, given the wide geographic area from which schools in this planning area currently attract pupils.

*RADLETT & BUSHEY*  
22.0

|                                   | 2015/16 | 2016/17 | 2017/18 | 2018/19 | 2019/20 | 2020/21 | 2021/22 | 2022/23 | 2023/24 | 2024/25 | 2025/26 |
|-----------------------------------|---------|---------|---------|---------|---------|---------|---------|---------|---------|---------|---------|
| Number of Year 7 places available | 705     | 675     | 675     | 675     | 675     | 675     | 675     | 675     | 675     | 675     | 675     |
| Demand                            | 679     | 687     | 724     | 752     | 779     | 788     | 811     | 858     | 847     | 813     | 814     |
| Surplus/Shortage                  | 26      | -12     | -49     | -77     | -104    | -113    | -136    | -183    | -172    | -138    | -139    |
| % Surplus/Shortage                | 3.7%    | -1.8%   | -7.3%   | -11.4%  | -15.4%  | -16.7%  | -20.1%  | -27.1%  | -25.5%  | -20.4%  | -20.6%  |
| No of FE                          | 0.9     | -0.4    | -1.6    | -2.6    | -3.5    | -3.8    | -4.5    | -6.1    | -5.7    | -4.6    | -4.6    |

The current forecast indicates a shortage of places from 2016/17, peaking at a shortage of 6.1 f.e. in 2022/23.

### Action taken

2010: Bushey Hall School closed to become The Bushey Academy. Its admission number increased by 30.

2014:

- temporary enlargement of The Bushey Academy by 30 places.
- Note: Three Rivers District Council's adopted Local Plan included a site allocation for a new school in Croxley Green (see next steps below).

2015:

- continued temporary enlargement of The Bushey Academy by 30 places. permanent enlargement of Bushey Meads by 30 places, to meet the demand for additional secondary school places in the south west of Hertfordshire, subject to town planning permission.

### Next steps

Note: Harperbury Free School, a 4 f.e. secondary school was originally approved by the Department for Education (DfE) to open in September 2015. However, this was postponed by the Education Funding Agency (EFA) and DfE due to issues in securing a site. Its preferred location is the Harperbury Hospital site, which is located to the far south of the St Albans secondary planning area.

2017: Note: Croxley Green Secondary School has gained approval from the Department of Education to establish a new secondary school in Croxley Green from September 2017. HCC is facilitating this process by undertaking the necessary work to acquire a suitable site for the provision of this school.

There is a relationship between Rickmansworth, Watford and Bushey in terms of school place provision as parts are geographically close and pupils move between them to attend secondary school. Further new provision will be required across the wider area and consideration is also being given to the capacity of existing local schools to enlarge.

*RICKMANSWORTH*  
20.0

|                                   | 2015/16 | 2016/17 | 2017/18 | 2018/19 | 2019/20 | 2020/21 | 2021/22 | 2022/23 | 2023/24 | 2024/25 | 2025/26 |
|-----------------------------------|---------|---------|---------|---------|---------|---------|---------|---------|---------|---------|---------|
| Number of Year 7 places available | 614     | 644     | 644     | 644     | 644     | 644     | 644     | 644     | 644     | 644     | 644     |
| Demand                            | 636     | 636     | 663     | 702     | 696     | 681     | 700     | 709     | 685     | 675     | 645     |
| Surplus/Shortage                  | -22     | 8       | -19     | -58     | -52     | -37     | -56     | -65     | -41     | -31     | -1      |
| % Surplus/Shortage                | -3.6%   | 1.2%    | -3.0%   | -9.0%   | -8.1%   | -5.7%   | -8.7%   | -10.1%  | -6.4%   | -4.8%   | -0.2%   |
| No of FE                          | -0.7    | 0.3     | -0.6    | -1.9    | -1.7    | -1.2    | -1.9    | -2.2    | -1.4    | -1.0    | 0.0     |

The current forecast indicates that, with the exception of 2016/17, there will be a shortage of places, peaking at a shortage of 2.2 f.e. in 2022/23.

**Action taken**

2007: permanent enlargement of St Clement Danes by 30 places.

2013:

- the Department for Education (DfE) granted approval to The Reach Free School, a 120 places secondary free school. It is currently temporary located in Tolpits Lane, Watford, and therefore included in the Watford area forecast.

2014

- Rickmansworth School increased its admission number by 5.
- the DfE announced a permanent site for The Reach Free School in Mill End, Rickmansworth.
- Three Rivers District Council's adopted Local Plan included a site allocation for a new school in Croxley Green.

2015:

- Rickmansworth School increased its admission number by 6.

## **Next steps**

2016:

- permanent enlargement of St Clement Danes by 30 places to meet the demand for additional secondary school places in the south west of Hertfordshire, subject to town planning permission.
- The Reach Free School is due to relocate to a permanent site in Mill End, subject to town planning permission.

2017: Croxley Green Secondary School has gained approval from the Department of Education to establish a new secondary school in Croxley Green from September 2017. HCC is facilitating this process by undertaking the necessary work to acquire a suitable site for the provision of this school.

There is a relationship between Rickmansworth, Watford and Bushey in terms of school place provision as parts are geographically close and pupils move between them to attend secondary school. Further new provision will be required across the wider area and consideration is also being given to the capacity of existing local schools to enlarge.

## ROYSTON MIDDLE

### 3.1

|                                   | 2015/16 | 2016/17 | 2017/18 | 2018/19 | 2019/20 | 2020/21 | 2021/22 | 2022/23 | 2023/24 | 2024/25 | 2025/26 |
|-----------------------------------|---------|---------|---------|---------|---------|---------|---------|---------|---------|---------|---------|
| Number of Year 5 places available | 210     | 210     | 210     | 210     | 210     | 210     | 210     | 210     | 210     | 210     | 210     |
| Demand                            | 162     | 175     | 175     | 199     | 203     | 211     | 234     | 211     | 203     | 188     | 195     |
| Surplus/Shortage                  | 48      | 35      | 35      | 11      | 7       | -1      | -24     | -1      | 7       | 22      | 15      |
| % Surplus/Shortage                | 22.9%   | 16.7%   | 16.7%   | 5.2%    | 3.3%    | -0.5%   | -11.4%  | -0.5%   | 3.3%    | 10.5%   | 7.1%    |
| No of FE                          | 1.6     | 1.2     | 1.2     | 0.4     | 0.2     | 0.0     | -0.8    | 0.0     | 0.2     | 0.7     | 0.5     |

The current forecast indicates a surplus of places in most years except from 2020/21 to 2022/23 where a shortage of places is indicated, peaking at of 0.8 f.e. in 2021/22.

The forecast from 2020/21 onwards includes an assessment of the pupil yield arising from new housing based on advice at the time of forecast production. North Herts District Council plans to consult on its proposals for strategic housing growth across the District from December 2015 and this may have an impact upon future forecasts.

#### Action taken

None required to date.

#### Next steps

The county council will continue to monitor forecasts to ensure that there are an appropriate number of places to meet future demand.



## ROYSTON UPPER

3.0

|                                   | 2015/16 | 2016/17 | 2017/18 | 2018/19 | 2019/20 | 2020/21 | 2021/22 | 2022/23 | 2023/24 | 2024/25 | 2025/26 |
|-----------------------------------|---------|---------|---------|---------|---------|---------|---------|---------|---------|---------|---------|
| Number of Year 9 places available | 213     | 213     | 213     | 213     | 213     | 213     | 213     | 213     | 213     | 213     | 213     |
| Demand                            | 120     | 140     | 132     | 133     | 146     | 158     | 161     | 176     | 178     | 182     | 197     |
| Surplus/Shortage                  | 93      | 73      | 81      | 80      | 67      | 55      | 52      | 37      | 35      | 31      | 16      |
| % Surplus/Shortage                | 43.7%   | 34.3%   | 38.0%   | 37.6%   | 31.5%   | 25.8%   | 24.4%   | 17.4%   | 16.4%   | 14.6%   | 7.5%    |
| No of FE                          | 3.1     | 2.4     | 2.7     | 2.7     | 2.2     | 1.8     | 1.7     | 1.2     | 1.2     | 1.0     | 0.5     |

The current forecast indicates a surplus of places across the whole of the forecast period.

The forecast from 2020/21 onwards includes an assessment of the pupil yield arising from new housing based on advice at the time of forecast production. North Herts District Council plans to consult on its proposals for strategic housing growth across the District from December 2015 and this may have an impact upon future forecasts.

### Action taken

None required to date.

### Next steps

The county council will continue to monitor forecasts to ensure there are sufficient places available across the area to meet demand.

ST ALBANS

13.0

|                                   | 2015/16 | 2016/17 | 2017/18 | 2018/19 | 2019/20 | 2020/21 | 2021/22 | 2022/23 | 2023/24 | 2024/25 | 2025/26 |
|-----------------------------------|---------|---------|---------|---------|---------|---------|---------|---------|---------|---------|---------|
| Number of Year 7 places available | 1649    | 1643    | 1643    | 1643    | 1643    | 1643    | 1643    | 1643    | 1643    | 1643    | 1643    |
| Demand                            | 1434    | 1478    | 1564    | 1572    | 1714    | 1686    | 1715    | 1765    | 1773    | 1707    | 1677    |
| Surplus/Shortage                  | 215     | 165     | 79      | 71      | -71     | -43     | -72     | -122    | -130    | -64     | -34     |
| % Surplus/Shortage                | 13.0%   | 10.0%   | 4.8%    | 4.3%    | -4.3%   | -2.6%   | -4.4%   | -7.4%   | -7.9%   | -3.9%   | -2.1%   |
| No of FE                          | 7.2     | 5.5     | 2.6     | 2.4     | -2.4    | -1.4    | -2.4    | -4.1    | -4.3    | -2.1    | -1.1    |

The current forecast indicates a shortage of places from 2019/10, peaking at 4.3 f.e. in 2023/24.

**Action taken**

2011: St Albans Girls' admission number increased by 18.

2012: Beaumont's admission number increased by 2.

2015:

- Permanent enlargement of Sandringham by 30 places. 25 of the additional places prioritised pupils living in Wheathampstead, which will continue to be until a new school is established to serve Harpenden and the surrounding villages (see Harpenden).
- Beaumont increased its admission number by 6.
- permanent enlargement of St Albans Girls' by 14 places.

## **Next steps**

Harperbury Free School, a 4 f.e. secondary school was originally approved by the Department for Education (DfE) to open in September 2015. However, this was postponed by the Education Funding Agency (EFA) and DfE due to issues in securing a site. Its preferred location is the Harperbury Hospital site, which is located to the far south of the St Albans secondary planning area.

Feasibility work is underway to establish both the scale of the additional capacity required and potential options for meeting future need across the area.

STEVENAGE

5.0

|                                   | 2015/16 | 2016/17 | 2017/18 | 2018/19 | 2019/20 | 2020/21 | 2021/22 | 2022/23 | 2023/24 | 2024/25 | 2025/26 |
|-----------------------------------|---------|---------|---------|---------|---------|---------|---------|---------|---------|---------|---------|
| Number of Year 7 places available | 1366    | 1366    | 1366    | 1366    | 1366    | 1366    | 1366    | 1366    | 1366    | 1366    | 1366    |
| Demand                            | 1194    | 1187    | 1214    | 1326    | 1373    | 1374    | 1463    | 1510    | 1512    | 1463    | 1448    |
| Surplus/Shortage                  | 172     | 179     | 152     | 40      | -7      | -8      | -97     | -144    | -146    | -97     | -82     |
| % Surplus/Shortage                | 12.6%   | 13.1%   | 11.1%   | 2.9%    | -0.5%   | -0.6%   | -7.1%   | -10.5%  | -10.7%  | -7.1%   | -6.0%   |
| No of FE                          | 5.7     | 6.0     | 5.1     | 1.3     | -0.2    | -0.3    | -3.2    | -4.8    | -4.9    | -3.2    | -2.7    |

The current forecast indicates a shortage of places from 2019/20, peaking at 4.9 f.e. in 2023/24. The forecast includes an assessment of the pupil yield from assumed new housing growth based on advice at the time of forecast production. However, Stevenage Borough Council does not yet have an adopted Local Plan in place. Pending further clarification of the scale of growth in and around Stevenage long term forecast demand remains uncertain.

**Action taken**

2011:

- Marriotts' admission number increased by 32.
- permanent enlargement of The Nobel by 30 places. as part of the Building Schools for the Future programme,

2012: permanent enlargement of Barnwell by 30 places.

2013: permanent enlargement of Marriotts by (30 places as part of the Building Schools for the Future programme).

2015:

- John Henry Newman increased its admission number by 30.
- Barnwell's admission number reduced by 30.

## **Next steps**

Following confirmation of Stevenage Borough Council's targets for future housing growth through its Local Plan process the forecast will be monitored and potential options for additional places will be considered to meet the demand for additional places.

## TRING

17.0

|                                   | 2015/16 | 2016/17 | 2017/18 | 2018/19 | 2019/20 | 2020/21 | 2021/22 | 2022/23 | 2023/24 | 2024/25 | 2025/26 |
|-----------------------------------|---------|---------|---------|---------|---------|---------|---------|---------|---------|---------|---------|
| Number of Year 7 places available | 240     | 240     | 240     | 240     | 240     | 240     | 240     | 240     | 240     | 240     | 240     |
| Demand                            | 248     | 244     | 253     | 263     | 245     | 264     | 268     | 248     | 228     | 237     | 241     |
| Surplus/Shortage                  | -8      | -4      | -13     | -23     | -5      | -24     | -28     | -8      | 12      | 3       | -1      |
| % Surplus/Shortage                | -3.3%   | -1.7%   | -5.4%   | -9.6%   | -2.1%   | -10.0%  | -11.7%  | -3.3%   | 5.0%    | 1.3%    | -0.4%   |
| No of FE                          | -0.3    | -0.1    | -0.4    | -0.8    | -0.2    | -0.8    | -0.9    | -0.3    | 0.4     | 0.1     | 0.0     |

The current forecast indicates that, with the exception of 2023/24 and 2024/25, there will be a shortage of places, peaking at 0.9 f.e. in 2021/22.

### Action taken

2004: Tring School's admission number increased by 8.

### Next steps

Tring School attracts pupils from a wide area, including from Berkhamsted and outside of the county. Current capacity should be sufficient to provide places for local children. However, forecasts will be carefully monitored to ensure there are sufficient places to meet local demand.

WATFORD

21.0

|                                   | 2015/16 | 2016/17 | 2017/18 | 2018/19 | 2019/20 | 2020/21 | 2021/22 | 2022/23 | 2023/24 | 2024/25 | 2025/26 |
|-----------------------------------|---------|---------|---------|---------|---------|---------|---------|---------|---------|---------|---------|
| Number of Year 7 places available | 1326    | 1326    | 1326    | 1326    | 1326    | 1326    | 1326    | 1326    | 1326    | 1326    | 1326    |
| Demand                            | 1249    | 1267    | 1345    | 1396    | 1491    | 1469    | 1535    | 1607    | 1563    | 1543    | 1514    |
| Surplus/Shortage                  | 77      | 59      | -19     | -70     | -165    | -143    | -209    | -281    | -237    | -217    | -188    |
| % Surplus/Shortage                | 5.8%    | 4.4%    | -1.4%   | -5.3%   | -12.4%  | -10.8%  | -15.8%  | -21.2%  | -17.9%  | -16.4%  | -14.2%  |
| No of FE                          | 2.6     | 2.0     | -0.6    | -2.3    | -5.5    | -4.8    | -7.0    | -9.4    | -7.9    | -7.2    | -6.3    |

The current forecast indicates that, with the exception of 2015/16 and 2016/17, there will be a shortage of places, peaking at a 9.4 f.e. in 2022/23.

**Action taken**

2006: permanent enlargement of Westfield Community Technology College by 30 places.

2009: Francis Combe closed to become Francis Combe Academy. It reduced its admission number by 30.

2011: temporary enlargement of Westfield Community Technology College by 30 places.

2012:

- continued temporary enlargement of Westfield Community Technology College.
- St Michael's Catholic increased its admission number by 12.
- Watford Grammar School for Boys' increased its admission number by 10.

2013:

- continued temporary enlargement of Westfield Community Technology College
- permanent enlargement of Parmiter's by 20 places.
- The Reach Free School opened in 2013 offering 120 places in a temporary location in Watford pending its move to a permanent site, expected to be in Rickmansworth.

2014:

- Westfield Community Technology College closed to become Westfield Academy. Temporary enlargement continued.
- the DfE announced a permanent site for The Reach Free School in Mill End, Rickmansworth.
- Three Rivers District Council's adopted Local Plan included a site allocation for a new school in Croxley Green.

2015

- continued temporary enlargement of Westfield Academy.
- Westfield's buildings are currently being rebuilt by the Government through its Priority Schools Building Programme at a permanent size of 240 places.

### **Next steps**

2016: The Reach Free School is due to relocate to a permanent site in Mill End, Rickmansworth, subject to town planning permission.

2017: Croxley Green Secondary School has gained approval from the Department of Education to establish a new secondary school in Croxley Green from September 2017. HCC is facilitating this process by undertaking the necessary work to acquire a suitable site for the provision of this school.

There is a relationship between Rickmansworth, Watford and Bushey in terms of school place provision as parts are geographically close and pupils move between them to attend secondary school. Further new provision will be required across the wider area and consideration is also being given to the capacity of existing local schools to enlarge. The county council has worked closely with Three Rivers District Council to secure appropriate education site allocations as part of its Local Plan in order to meet the forecast demand for the wider area.



WELWYN GARDEN CITY  
12.0

|                                   | 2015/16 | 2016/17 | 2017/18 | 2018/19 | 2019/20 | 2020/21 | 2021/22 | 2022/23 | 2023/24 | 2024/25 | 2025/26 |
|-----------------------------------|---------|---------|---------|---------|---------|---------|---------|---------|---------|---------|---------|
| Number of Year 7 places available | 629     | 629     | 629     | 629     | 629     | 629     | 629     | 629     | 629     | 629     | 629     |
| Demand                            | 526     | 550     | 584     | 612     | 643     | 633     | 670     | 679     | 692     | 674     | 644     |
| Surplus/Shortage                  | 103     | 79      | 45      | 17      | -14     | -4      | -41     | -50     | -63     | -45     | -15     |
| % Surplus/Shortage                | 16.4%   | 12.6%   | 7.2%    | 2.7%    | -2.2%   | -0.6%   | -6.5%   | -7.9%   | -10.0%  | -7.2%   | -2.4%   |
| No of FE                          | 3.4     | 2.6     | 1.5     | 0.6     | -0.5    | -0.1    | -1.4    | -1.7    | -2.1    | -1.5    | -0.5    |

The current forecast indicates a shortage of places from 2019/20, peaking at 2.1 f.e. in 2023/24. The forecast includes an assessment of the pupil yield from assumed new housing growth based on advice at the time of forecast production. However, Welwyn Hatfield District Council does not yet have an adopted Local plan and currently plans to undertake a further round of consultation on its proposals for strategic housing growth across the District in Autumn 2015. Pending further clarification of the scale of growth across the area, the long term forecast demand remains uncertain.

**Action taken**

None required to date.

**Next steps**

Forecasts will be monitored to ensure there are sufficient places available to meet local demand to include an assessment of the scale of demand taking account neighbouring areas and the scale of strategic new housing growth when this becomes clearer.